

# TULIP

## Tulip Appliqué Templates

Finished size is approx:

- 9 ½" x 10 ½" for a 12" x 12" quilt block

- 4 ½" x 5 ½" for a 6" x 6" quilt block

© 2020 Nadra Ridgeway, All Rights Reserved

Pattern Support: hello@ellisandhiggs.com. [www.ellisandhiggs.com](http://www.ellisandhiggs.com)

This pattern is not available for commercial resale.


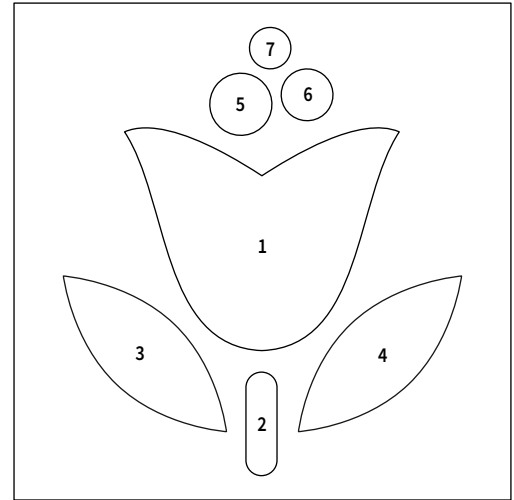
**Copying, reselling or distributing this pattern is strictly prohibited.**

### INSTRUCTIONS:

Please refer to my Youtube tutorial where I'm sharing 3 different ways to appliqué: Raw Edge Appliqué, Interfacing Appliqué and Reverse Appliqué. Here's the link:

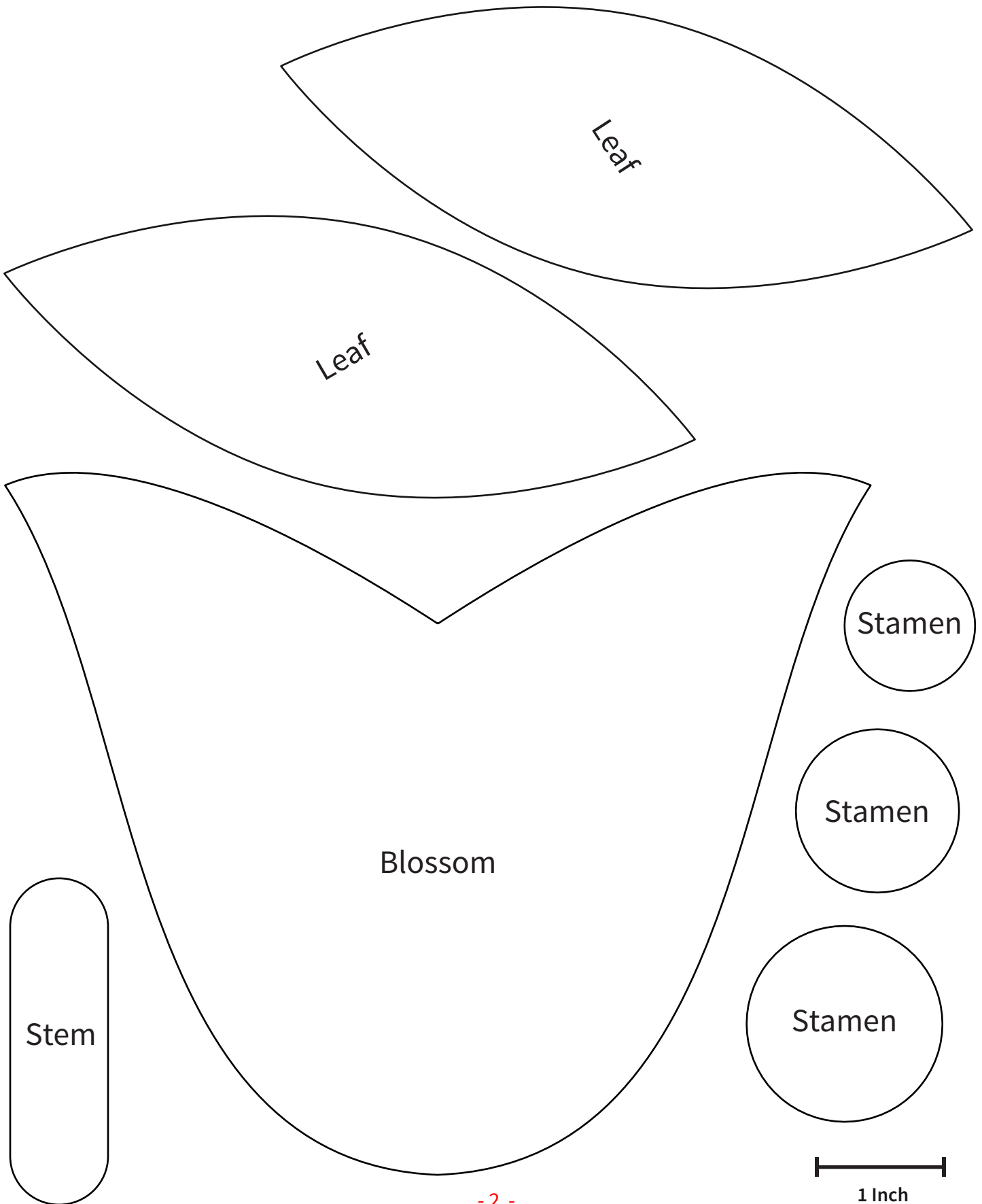
<https://youtu.be/7rgyyGvX3L0>

Starting with piece number one, appliqué your design as indicated in the diagram on the right.



# TULIP

---



# TULIP

---

